



# 10<sup>th</sup> All African Games

## Volleyball Competition

Maputo, August 28 – September 08



# DAILY BULLETIN

# Nº4



## COMPETITION SCHEDULE “MEN”

### MAXAQUENE HALL

POOL A			POOL B		
1	Mozambique	<b>MOZ</b>	1	Algérie	<b>ALG</b>
2	Rwanda	<b>RWA</b>	2	Kenya	<b>KEN</b>
3	Seychelles	<b>SEY</b>	3	Afrique du Sud	<b>RSA</b>
4	Cameroun	<b>CMR</b>	4	Nigeria	<b>NGR</b>

N°	Pool	DAY	TIME	TEAM
5	B	02/09/2011	15 : 00	KEN-NGR
6	A	02/09/2011	16 : 30	CMR-RWA
7	A	02/09/2011	18 : 00	MOZ-SEY
8	B	02/09/2011	19 : 30	ALG-RSA
13	B	03/09/2011	15 : 00	KEN-ALG
14	B	03/09/2011	16 : 30	NGR-RSA
15	A	03/09/2011	18 : 00	CMR-MOZ
16	A	03/09/2011	19 : 30	RWA-SEY
21	A	04/09/2011	15 : 00	SEY-CMR
22	B	04/09/2011	16 : 30	RSA-KEN
23	A	04/09/2011	18 : 00	MOZ-RWA
24	B	04/09/2011	19 : 30	ALG-NGR
29	Semi final	06/09/2011	14 : 00	SEY (3 <sup>rd</sup> A)–(4 <sup>th</sup> B) RSA <b>Yellow – White</b>
30		06/09/2011	15 : 30	NGR (3 <sup>rd</sup> B)– (4 <sup>th</sup> A)MOZ <b>Green – Red</b>
31		06/09/2011	17 : 00	CMR (1 <sup>st</sup> A)–(2 <sup>nd</sup> B) KEN <b>Yellow – Green</b>
32		06/09/2011	18 : 30	ALG (1 <sup>st</sup> B)–(2 <sup>nd</sup> A) RWA <b>Green – White</b>
37	Final	07/09/2011	15 : 00	RSA (7th & 8th) MOZ <b>Green – Yellow</b>
38		07/09/2011	16 : 30	SEY (5th & 6th) NGR <b>Yellow – Green</b>
39		07/09/2011	18 : 00	KEN (3rd & 4th) RWA <b>White – Blue</b>
40		07/09/2011	19 : 30	CMR(1st & 2nd) ALG <b>Green – Red</b>

***NB : Medals ceremony awards for men at 22 : 00  
Thursday, september 7<sup>th</sup>, 2011***

## COMPETITION SCHEDULE “WOMEN”

### MAXAQUENE HALL

POOL A		
<b>1</b>	Mozambique	<b>MOZ</b>
<b>2</b>	Kenya	<b>KEN</b>
<b>3</b>	Seychelles	<b>SEY</b>
<b>4</b>	Nigeria	<b>NGR</b>

POOL B		
<b>1</b>	Algérie	<b>ALG</b>
<b>2</b>	Cameroun	<b>CMR</b>
<b>3</b>	Botswana	<b>BOT</b>
<b>4</b>	Sénégal	<b>SEN</b>

N°	POOL	DAY	TIME	TEAM
1	A	02/09/2011	9 : 00	<b>KEN-SEY</b>
2	A	02/09/2011	10 : 30	<b>NIG-MOZ</b>
3	B	02/09/2011	12 : 00	<b>BOT-ALG</b>
4	B	02/09/2011	13 : 30	<b>SEN-CMR</b>
9	B	03/09/2011	9 : 00	<b>BOT-SEN</b>
10	A	03/09/2011	10 : 30	<b>MOZ-KEN</b>
11	A	03/09/2011	12 : 00	<b>SEY-NGR</b>
12	B	03/09/2011	13 : 30	<b>ALG-CMR</b>
17	B	04/09/2011	9 : 00	<b>CMR-BOT</b>
18	A	04/09/2011	10 : 30	<b>MOZ-SEY</b>
19	B	04/09/2011	12 : 00	<b>SEN-ALG</b>
20	A	04/09/2011	13 : 30	<b>NGR-KEN</b>
25	Semi final	06/09/2011	<b>8 : 00</b>	<b>MOZ (3<sup>rd</sup> A)–BOT (4<sup>th</sup> B)</b> <b>Yellow – Red</b>
26		06/09/2011	<b>9 : 30</b>	<b>SEN (3<sup>rd</sup> B)– SEY(4<sup>th</sup> A)</b> <b>Red – Yellow</b>
27		06/09/2011	<b>11 : 00</b>	<b>KEN (1<sup>st</sup> A)-CMR (2<sup>nd</sup> B)</b> <b>White – Red</b>
28		06/09/2011	<b>12 : 30</b>	<b>ALG (1<sup>st</sup> B)- NGR (2<sup>nd</sup> A)</b> <b>Red – White</b>
33	Final	07/09/2011	<b>8 : 00</b>	<b>MOZ (7th &amp; 8th) SEY</b> <b>Yellow – Red</b>
34		07/09/2011	<b>9 : 30</b>	<b>BOT (5th &amp; 6th) SEN</b> <b>Blue – Red</b>
35		07/09/2011	<b>11 : 00</b>	<b>KEN (3rd &amp; 4th) L28</b> <b>Red – White</b>
36		07/09/2011	<b>12 : 30</b>	<b>CMR (1st &amp; 2nd) ALG</b> <b>Red – White</b>

***NB : Medals ceremony awards for women at 14 : 00  
Thursday, september 7<sup>th</sup>, 2011***

## **2011 All Africa Games- Semifinal**

### **Algeria and Cameroon through to the final spot of both men and women**

Maputo, Mozambique, September 6, 2011- Algeria and Cameroon have the greatest part of the cake at the 2011 All Africa Games as both countries qualified to the final of the volleyball competition at both men and women categories after the semifinal matches held here at Maxaquene Hall in Maputo, Mozambique on Tuesday.

Cameroon fought for a five set Marathon to beat Kenya in a thrilling men's semifinal 3-2 (25-22, 23-25, 25-17, 22-25, 15-8) that was the match of the day, while Algeria qualified to the men's final after they cruised past the dark horses Rwanda 3-0 (25-21, 25-16, 30-28)

In the women's championship, the fifth ranked team in the last African Nations Championship Cameroon stunned the African Champions Kenya 3-1 (24-26, 25-22, 31-29, 25-20), while the Algerian women had the easiest journey to sweep Nigeria in straight sets (25-16, 25-17, 25-19).

The finals will feature exciting clashes in both genders on Wednesday between Algeria and Cameroon, while Kenya and Rwanda men teams will fight for the bronze medal and Nigeria combat Kenya for the women's third and fourth positions.

The semifinal day was attended by CAVB President Dr Amr Elwani, Vice director of the Games organizing committee (COJA) Cesar Penalva, CAVB Vice President Majore Timba, and the other CAVB officials Mory Keita, Aminata Fofana, Morkinyo Ebenzer, Majid Djirad, Emmanuel Ngoloko and Howyda Mondy.

### **Men Semifinal 1-4**

#### **Cameroon beat Kenya 3-2 (25-22, 23-25, 25-17, 22-25, 15-8)**

Nathan Wounembaina and Jean Ndaki guided Cameroon to cruise past Kenya in a grueling five-set match 3-2 (25-22, 23-25, 25-17, 22-25, 15-8) lasting for almost two hours. The outside hitter and the opposite attacker scored most of their team's crucial points in each of the Marathon sets to qualify their team to the final for the third time.

Wounembaina led Cameroon with his razor sharp spikes in the first set as he used the skilful combination of the promising setter Ahmed Mbutgam to win the first set 25-22. The second set was more exciting as Kenya deployed their solid block against Cameroon attackers and also they used the strong spikes from Philip Maiyo from position 2 to win the set 25-23.

Cameroon started to use the weapon of the spike service specially from Zamguim Nongny and Jean Ndaki to advance in the third set till they reach 16-9 at the second TTO. Although Kenya struggled to save the set but their improper reception allowed Cameroon to win the set 25-17.

The Kenyan coach Chinje Gideon changed the position of Maiyo from opposite to left attacker and placed Ontere Nyang as opposite and Kenya succeeded to change their attacking strategy to use also the middle blockers in the attacks to win the set 25-22 and draw 2-2 extending the match to tiebreak.

Wounembaina and Ndaki led the Cameroonian attacks in the tiebreak to break all the Kenyan defenses and led their team to win the set 18-8 to qualify for the final.

#### **Algeria beat Rwanda 3-0 (25-21, 25-16, 30-28)**

Algeria sailed past Rwanda in straight sets (25-21, 25-16, 30-28) to clinch a final berth against Cameroon after a great face off specially in the third set. Rwanda will play Kenya for the bronze medal.

Rwanda started the match with high motivations as they have nothing to lose before the match. They used the artistry of their opposite Guma Yakan to penetrate the Algerian defense and lead several times before Algeria depended on the quick attacks through the combinations led by the setter Khaled Kessai to win the set 25-21.

The Algerian players used their spike service efficiently to disturb the Rwandan team in the second set and they succeeded to have a wide leading all through till they won the set comfortably 25-16.

The Rwandan team reached to their peak performance in the third set when they improved their reception and started to build their attacks through the wings. The Algerian players felt the danger of prolonging the match and they improved the blocking and attacking to save 4 set points for the Rwandan team to win the match in straight sets.

### **Men play off 5-8**

#### **Seychelles beat South Africa 3-1 (26-24, 20-25, 25-21, 25-20)**

Seychelles outlasted South Africa 3-1 (26-24, 20-25, 25-21, 25-20) in a strong encounter that showed a lot of fluctuation through its action. Seychelles started the match with better arrangement in their attacks

specially through the left attacker Furneau Fan who sent his sharp spikes from all the net positions to allow his team to win the first set 26-24. South Africa came back after adjusting their reception where the experienced setter Gershon Rorich led the team to draw 1-1. Again Seychelles deployed their block and started to use their spike services to put a pressure upon the South Africans to win the third and fourth sets. Seychelles qualified to compete for the 5 and 6 positions leaving South Africa playing for the 7 and 8 standings.

#### **Nigeria beat Mozambique 3-0 (25-10, 25-15, 25-21)**

The better performing Nigerian team pulled off a straight sets victory over the hosts Mozambique in minutes. The Nigerian spike service played the greatest role in the victory as Mozambique players couldn't receive well. Nigeria went through to win the first and second sets after a group of spikes from Ocbonnaya Okoh. Mozambique team played their best in the third set as they used the relative relaxation in the Nigerian team to lead several time, but the Nigerians came back at the end of the set winning the critical points of the set to complete the straight sets victory.

#### **Women Semifinal 1-4**

##### **Cameroon beat Kenya 3-1 (24-26, 25-22, 31-29, 25-20)**

Cameroon won a hard-fought match against a valiant African champions Kenya 3-1 (24-26, 25-22, 31-29, 25-20) in the first semifinal lasting 110 minutes. Rose Rebecca's swooping spikes from all over the court ultimately gave the Cameroonians a narrow edge in a close match which could have gone the Kenya's way in a match spiced with lead changes, hustle plays and long rallies.

The Kenyan team suffered from the improper reception specially in the second and third sets that forced the head coach David Lungaho to replace most of the standing players by others from the bench and consequently the unity and harmony of the team decreased.

On the other hand the fifth ranked Cameroon team played with full concentration in defense and fought for each ball throughout the match and through their big guns Rose, Nana Tchoudjang and Roline Tatchou they could penetrate the Kenyan block.

The first set was the best for thee Kenyans led by their setter Jane Wacu and the middle blockers Brakcides Khadambi and Diana Khisa so they succeeded to come back several times to win the set 26-24. The second set showed great problems in the Kenyan reception that cost them to lose 7 direct aces from Cameroon servers who led till they won the set 25-22. the Kenya coach did a lot of substitutions replacing the main setter Wacu by Janet Wanja and also replacing the outside hitter that cost him to lose the third and fourth set after some disturbance in his team.

Cameroon qualified for the second final of All Africa Games in row to play for the gold medal, while Kenya plays for the bronze.

##### **Algeria beat Nigeria 3-0 (25-16, 25-17, 25-19)**

The Algeria tight defense and block was the key factor for their victory against Nigeria in the second women semifinal as the libero Salima Hammouche was a tight defense against the Nigerian attacks to win the match 3-0 (25-16, 25-17, 25-19) in 66 minutes.

Algeria had a wide lead in the first set after the good conduction of the combinations by the experienced setter Fatima Zahra and the efficient spikes from Faiza Tsabet and Zohra Bensalem. The Algerian blockers played their best in the second set as Mouni Abderrahim and Lydia Olumou made a solid barrier against the Nigerian attacks to win easily 25-17. The third set was the best for the Nigerians as they improved their defense and used the powerful attacks Mercy Promice and the captain Chinyere Onuoha to lad several times but again Algeria regained their dominance at the net to win the set 25-19 and the match in straight.

#### **Women play off 5-8**

##### **Senegal beat Seychelles 3-2 (32-34, 25-19, 25-17, 20-25, 15-8)**

In a thrilling match Senegal rebounded twice to cruise past Seychelles 3-2 (32-34, 25-19, 25-17, 20-25, 15-8) after a great fight lasting 108 minutes. Seychelles started the match in their best performance and succeeded to win the first set after losing 5 set points. Senegal came back aggressively to win two successive sets after they used their skillful combinations to lead 2-1. Seychelles came back on time after they arranged their backline defense and they deployed their solid block against the Senegalese outside hitters and they won the fourth set to draw again 2-2. Senegal again regained the rhythm to win the tiebreak widely 15-8 and win the match 3-2.

Senegal advance now to play for the 5 and 6, while Seychelles compete for the 7 and 8 rankings

**Botswana beat Mozambique 3-0 (25-13, 25-20, 25-15)**

Botswana served up a superb contest to fly past the host Mozambique 3-0 (25-13, 25-20, 25-15) in 58 minutes. The winners controlled the match through their better reception and blocking and succeeded to lead widely throughout the match.

Botswana now challenge Senegal for the 5-6 places while Mozambique compete for the last two positions.

**Semifinal Results on September 6, 2011****Men****Semifinal 1-4**

Cameroon beat Kenya 3-2 (25-22, 23-25, 25-17, 22-25, 15-8)

Algeria v Rwanda 3-0 (25-21, 25-16, 30-28)

**Play off 5-8**

Seychelles v South Africa 3-1 (26-24, 20-25, 25-21, 25-20)

Nigeria v Mozambique 3-0 (25-10, 25-15, 25-21)

**Women****Semifinal 1-4**

Cameroon v Kenya 3-1 (24-26, 25-22, 31-29, 25-20)

Algeria v Nigeria 3-0 (25-16, 25-17, 25-19)

**Play off 5-8**

Botswana v Mozambique 3-0 (25-13, 25-20, 25-15)

Senegal v Seychelles 3-2 (32-34, 25-19, 25-17, 20-25, 15-8)

**Finals Program on September 7:****Men**

Final: Cameroon v Algeria

3-4: Kenya v Rwanda

5-6: Seychelles v Nigeria

7-8: South Africa v Mozambique

**Women**

Final: Cameroon v Algeria

3-4: Kenya v Nigeria

5-6: Botswana v Senegal

7-8: Mozambique v Seychelles

**By Tarek ALADAWR**

**CAVB Press Officer**

## All Results and ranking Men competition

### Semi final 1-4

N°	Date	Teams	Set	Result per set (points)					Total Points	Time	Audience
				1	2	3	4	5			
31	6 Sep	CMR-KEN	3-2	25-22	23-25	17-25	25-22	15-8	110-97	1:57	1200
32	6 Sep	ALG-RWA	3-0	25-21	25-16	30-28			80-65	1:16	800

### Play off 5-8

N°	Date	Teams	Set	Result per set (points)					Total Points	Time	Audience
				1	2	3	4	5			
29	6 Sep	SEY-RSA	3-1	26-24	20-25	25-21	25-20		96-90	1:32	9000
30	6 Sep	NGR-MOZ	3-0	25-10	25-15	25-21			75-46	1:00	1000

### Results pool A

N°	Date	Teams	Set	Result per set (points)					Total Points	Time	Audience
				1	2	3	4	5			
1	2 sep	CMR-RWA	3-1	25-20	19-25	25-20	25-18		94-83	1:33	800
4	2 sep	MOZ-SEY	0-3	19-25	11-25	19-25			49-75	0:58	1000
11	3 sep	CMR-MOZ	3-0	25-17	25-13	25-23			75-53	1:05	800
15	3 sep	RWA-SEY	3-1	27-29	25-13	25-10	29-27		106-79	1:33	500
23	4 sep	SEY-CMR	0-3	20-25	15-25	20-25			55-75	1:09	600
24	4 sep	MOZ-RWA	0-3	17-25	14-25	14-25			45-75	1:13	500

### Results pool B

N°	Date	Teams	Set	Result per set (points)					Total Points	Time	Audience
				1	2	3	4	5			
1	2 sep	KEN-NGR	3-1	23-25	25-22	25-21	25-17		98-85	1:45	1200
4	2 sep	ALG-RSA	3-1	25-20	25-19	22-25	25-19		97-83	1:35	800
11	3 sep	KEN-ALG	1-3	20-25	25-19	21-25	21-25		87-94	1:43	800
15	3 sep	NGR-RSA	3-0	25-18	25-22	27-25			77-65	1:04	800
23	4 sep	RSA-KEN	0-3	17-25	16-25	17-25			50-75	1:03	800
24	4 sep	ALG-NGR	3-1	32-30	25-19	22-25	25-22		104-86	1:50	600

### Ranking pool A

Rk	Code	Country	Points	Matches		Points			Sets		
				Won	Lost	Won	Lost	Ratio	Won	Lost	Ratio
1	CMR	Cameroon	6	3		244	191	1.277	9	1	9.000
2	RWA	Rwanda	5	2	1	264	268	0.923	4	4	1.000
3	SEY	Seychelles	4	1	2	209	230	0.908	4	6	0.666
4	MOZ	Mozambique	3		3	147	225	0.653		6	Min.

### Ranking pool B

Rk	Code	Country	Points	Matches		Points			Sets		
				Won	Lost	Won	Lost	Ratio	Won	Lost	Ratio
1	ALG	Algeria	6	3		295	256	1.153	6	2	3.000
2	KEN	Kenya	5	2	1	260	229	1.135	4	4	1.000
3	NGR	Nigeria	4	1	2	248	267	0.928	4	3	1.333
4	RSA	S Africa	3		3	198	249	0.795	1	3	0.333

## Women competition

### Semi final (1-4)

N°	Date	Teams	Set	Result per set (points)					Total Points	Time	Audience
				1	2	3	4	5			
27	6 Sep	KEN-CMR	1-3	26-24	22-25	29-31	25-20		97-105	1:50	900
28	6 Sep	ALG-NGR	3-0	25-16	25-17	25-19			75-52	1:06	800

### Play off 5-8

N°	Date	Teams	Set	Result per set (points)					Total Points	Time	Audience
				1	2	3	4	5			
25	6 Sep	MOZ-BOT	0-3	13-25	20-25	15-25			48-75	0:58	600
26	6 Sep	SEN-SEY	3-2	32-34	25-19	25-27	20-25	15-8	117-103	1:48	600

### Results pool A

No	Date	Teams	Set	Result per set (points)					Total Points	Time	Audience
				1	2	3	4	5			
1	2 sep	KEN-SEY	3-0	25-22	25-13	25-23			75-58	1:05	400
2	2 sep	NGR-MOZ	3-0	25-20	25-16	25-17			75-53	1:07	1000
10	3 sep	MOZ-KEN	0-3	15-25	11-25	13-25			39-75	0:59	700
11	3 sep	SEY-NGR	0-3	23-25	21-25	21-25			65-75	1:13	700
18	4 sep	MOZ-SEY	3-2	20-25	25-19	16-25	25-20	18-16	104-105	2:01	1200
20	4 sep	NGR-KEN	0-3	13-25	13-25	21-25			47-75	1:03	600

### Results pool B

No	Date	Teams	Set	Result per set (points)					Total Points	Time	Audience
				1	2	3	4	5			
3	2 sep	BOT-ALG	1-3	15-25	25-19	19-25	16-25		75-94	1:33	800
4	2 sep	SEN-CMR	1-3	14-25	25-19	23-25	23-25		85-94	1:30	800
9	3 sep	BOT-SEN	1-3	14-25	25-20	17-25	20-25		76-95	1:08	600
12	3 sep	ALG-CMR	3-1	24-26	25-11	25-21	25-22		99-80	1:45	800
17	4 sep	CMR-BOT	3-1	25-21	25-16	20-25	25-13		95-75	1:45	400
19	4 sep	SEN-ALG	0-3	14-25	12-25	19-25			45-75	1:03	800

### Ranking pool A

Rk	Code	Country	Points	Matches		Points			Sets		
				Won	Lost	Won	Lost	Ratio	Won	Lost	Ratio
1	KEN	Kenya	6	3		225	137	1.642	9		Max.
2	NGR	Nigeria	5	2	1	197	193	1.020	6	3	2.000
3	MOZ	Mozambique	4	1	2	196	225	0.768	3	8	0.375
4	SEY	Seychelles	3		3	228	254	0.897	2	9	0.222

### Ranking pool B

Rk	Code	Country	Points	Matches		Points			Sets		
				Won	Lost	Won	Lost	Ratio	Won	Lost	Ratio
1	ALG	Algeria	6	3		268	200	1.340	6	2	2.000
2	CMR	Cameroon	5	2	1	269	259	1.038	7	5	1.400
3	SEN	Senegal	4	1	2	225	245	0.918	4	7	0.571
4	BOT	Botswana	3		3	226	284	0.795	3	9	0.333

**TEAM MEN PHOTOS**



**Mozambique men team**



**Cameroon men team**



**Rwanda men team**



**Seychelles men team**



**South Africa men team**



**Nigeria men team**



**Kenya men team**



**Algeria men team**

**TEAM WOMEN PHOTOS**



**Kenya Women team**



**Mozambique Women team**



**Nigeria women team**



**Seychelles women team**



**Algeria women team**



**Cameroon women team**



**Senegal women team**



**Botswana women team**

**African Volleyball Confederation** TEAM: ALGERIA  
 EQUIPE: ALGERIA  
 COMPETITION NAME: JEUX AFRICAINS - 2011  
 HOMMES  
 MAPUTO - MOZAMBIQUE  
 Du 01 Au 19/09/2011  
 CODE: ALG Men.

**FEDERATION INTERNATIONALE DE VOLLEYBALL** FIVB

O-2 bis FINAL TEAM REGISTRATION  
 Inscription définitive des équipes

SHIRT - Mailliot N°	COMPETITORS FAMILY NAME AND FIRST NAME	PERSONAL DATA			HIGHEST REACH			CLUB TEAM	Country	MATCHES PLAYED FOR NATIONAL TEAM		
		SHIRT NAME	BIRTH DATE (D/M/Y)	WEIGHT (Kg)	HEIGHT (m/cm)	SPIKE	2 HANDS BLOCK			WORLD CHAMP.	OLYMPIC GAMES	OTHERS
1L	DJOU DI RAFIK		04-06-1986	89	189	280	260	NRBBA	ALG	4		
2	MESSAOUD-DEBBIH ABDERRAHMEN		19-07-1987	95	195	290	280	GSP	ALG			
5	KESSAI KHALED		17-09-1985	88	195	300	270	NRBBA	ALG			
6	OUMESSAD MOHAMED AMINE		22-12-1986	89	198	330	290	GSP	ALG			
7C	KERBOUA ALI		17-04-1983	89	197	335	290	NANCY	FRA			
8	AZEM MASSINISSA		03-03-1985	89	194	300	285	NRBBA	ALG			
9	BEY AHMED KHERNACHE DJAMEL		23-05-1988	91	199	310	300	ESB	ALG	4		
11	ZEROUKI YUCEF		24-07-1983	85	200	325	300	NRBBA	ALG			
12	BELAID TOUFIK		16-01-1981	89	197	300	290	NRBBA	ALG			
14	HACHEMI MOHAMED MAHDI		03-09-1983	108	208	320	300	GSP	ALG			
15	HASSISSENE RAFIK		17-09-1983	90	196	310	290	NRBBA	ALG			
18	SOUALEM BILLEL		01-01-1990	90	200	310	295	GSP	ALG	4		

3 ASSISTANT-COACH: ASSEF LYAZINE  
 4 DOCTOR: IDNo. \_\_\_\_\_  
 5 THERAPIST/TRAINER: HARB MOHAMED BELKACEM  
 6 ACCREDITED JOURNALIST: ROUBAI SID ALI

1 BABA AMEUR MOSTAFA KAMEL  
 2 IMELOUL KAMEL

1 GREEN  
 2 WHITE  
 3 RED WHITE

CAVB Official form O - 2 bis / March 2007

Algeria men team

**African Volleyball Confederation** TEAM: CAMEROON  
 EQUIPE: CAMEROON  
 COMPETITION NAME: JEUX AFRICAIN MAPUTO  
 2011  
 CODE: CMR MEN

**FEDERATION INTERNATIONALE DE VOLLEYBALL** FIVB

O-2 bis FINAL TEAM REGISTRATION  
 Inscription définitive des équipes

SHIRT - Mailliot N°	COMPETITORS FAMILY NAME AND FIRST NAME	PERSONAL DATA			HIGHEST REACH			CLUB TEAM	Country	MATCHES PLAYED FOR NATIONAL TEAM		
		SHIRT NAME	BIRTH DATE (D/M/Y)	WEIGHT (Kg)	HEIGHT (m/cm)	SPIKE	2 HANDS BLOCK			WORLD CHAMP.	OLYMPIC GAMES	OTHERS
1	NONGNY ZAMGUIM		09/02/1987	105	199	351	335	DUREN VB	GER	1		171
2	MBUTGAM AWAL AHMED		23/04/1990	78	182	325	300	PORT DLA	CMR			30
3	INDAKI YVES MARCEL		07/03/1981	82	185	330	315	AMIEN VB	FRA			175
4	WABO WILLIAM CARLOS		22/07/1983	88	196	335	315	FAP VB	CMR			160
6	DOLEGOMBAI SEM		18/05 1990	90	199	350	335	FAP VB	CMR	1		70
7C	INDAKI JEAN PATRICE ©		05/05/1979	104	198	350	330	SAKAI BLAZER	JPN	1		200
9	NDONGO JEAN PIERRE		05/02/1986	87	195	342	325	MENEM VB	BEL	1		79
10	SALI HILE DIDIER		09/06/1991	78	196	350	325	AS CANNES	FRA			70
11	ENGALA HERMAN MARIE		29/12 1985	101	206	350	340	BUHL TV	GER	1		75
14	WOUNEMBAINA NATHAN		22/11/1984	81	197	345	335	NOLIKO MASEIK	BEL	1		152
16	FEUGHOVO DAVID		05/05/1989	92	205	350	330	AS CANNES	FRA	1		150
18	FOSSI KAMTO ALAIN (L)		04/11/1980	83	180	280	250	NIORT	FRA	1		225

3 ASSISTANT-COACH: NYATCHO ARMAND GILLES  
 4 DOCTOR: MATIP ELIAS IDNo. 9723  
 5 THERAPIST/TRAINER: \_\_\_\_\_  
 6 ACCREDITED JOURNALIST: \_\_\_\_\_  
 7 \_\_\_\_\_  
 8 \_\_\_\_\_

1 YETNA BATOUM  
 2 PETER NONNENBROICH

1 VERT  
 2 JAUNE  
 3 BLANC

CAVB Official form O - 2 bis / March 2007

Cameroon men team



**African Volleyball Confederation** TEAM: **KENYA** FEDERATION INTERNATIONALE DE VOLLEYBALL **FIVB**

Competition Name: **10TH ALL AFRICA GAMES MAZAMBIQUE** CODE: **KEN** **Men**

**O-2 bis** FINAL TEAM REGISTRATION

SHIRT NUMBER	COMPETITORS FAMILY NAME AND FIRST NAME	PERSONAL DATA			HIGHEST REACH			CLUB TEAM	Country	MATCHES PLAYED FOR NATIONAL TEAM		
		SHIRT NAME	BIRTH DATE (D/M/Y)	WEIGHT (Kg)	HEIGHT (m/cm)	SPIKE	2 HANDS BLOCK			WORLD CHAMP.	OLYMPIC GAMES	OTHERS
1	CHEMOS MICHAEL KIRORIO	CHEMOS	4/2/1990	84	200	348	319					5
2	KIPTOO DANIEL	KIPTOO	8/8/1988	87	1.72	310	302					8
3	RAGOT ELISHA ALIWA	ALIWA	27/8/1983	75	1.87	335	315					16
4	KIBENEI DAVID KIRWA	KIRWA	24/10/1980	90	1.95	348	318					16
5	MUREY SIMION KIMELI	KIMELI	13/7/1985	85	1.95	346	318					8
6	MAIYO PHILIP	MAIYO	3/1/1982	84	200	3.65	330					30
7	WERE FAUSTINE BARASA	BARASA	16/2/1976	65	1.75	310	305					2
8	MAKISO SILA KIPCHIRCHIR	SILA	30/5/1978	78	1.92	337	316					20
9	TALI DUNSSON WAKOLI	TALI	27/1/1980	82	1.88	337	316					16
10	MWAMBIA JACKSON MAINA	MWAMBIA	8/4/1982	76	1.85	342	317					16
11	NYANG'AU JAMES ONTERE	ONTERE	18/4/1982	83	1.97	345	320					20
12	ONSOMU DENIS MOKUA	DENIS	13/9/1980	82	1.84	346	317					20

3 ASSISTANT-COACH: WALUKHU JUMA  
4 DOCTOR: IDNo. \_\_\_\_\_  
5 THERAPIST/TRAINER: SAMMY KIRONGO  
6 ACCREDITED JOURNALIST: WHITHAKA KIONO  
7 \_\_\_\_\_  
8 \_\_\_\_\_

1 KIPKEMEI SIRMA  
2 GIDEON CHENJE

1 RED  
2 GREEN  
3 WHITE

CAVB Official form O - 2 bis / March 2007

**Kenya men team**

**African Volleyball Confederation** TEAM: **Mozambique** FEDERATION INTERNATIONALE DE VOLLEYBALL **FIVB**

Competition Name: **10TH ALL AFRICA GAMES MAZAMBIQUE** CODE: **MOZ** **Men**

**O-2 Bis** FINAL TEAM REGISTRATION

SHIRT NUMBER	COMPETITORS FAMILY NAME AND FIRST NAME	SHIRT NAME	BIRTH DATE (D/M/Y)	WEIGHT (Kg)	HEIGHT (M/CM)	SPIKE	2 HANDS BLOCK	CLUB TEAM	Country	MATCHES PLAYED FOR NATIONAL TEAM		
										WORLD CHAMP.	OLYMPIC GAMES	OTHERS
01	Nuvunga, Aldevino		06/05/95	64	183	316	304	Hotso	MOZ			1
02	Macamo, Carlos		22/12/87	90	192	315	300	-	MOZ			12
03	Mandlate, Néuzio		23/04/87	65	188	312	302	Mcel	MOZ			
04	Paizone, Fidel		01/07/82	82	193	333	317	Mcel	MOZ			12
05	Chinai, Sérgio		12/02/88	79	195	328	302	Hotso	MOZ			4
06	Amilton, Carlos		01/07/88	75	190	316	297	Maputo Jet's/FPLM	MOZ			18
07	Majaque, João		27/06/84	78	185	319	297	Academica	MOZ			24
08	Caetano, Njangira		24/03/88	80	189	316	296	Academica	MOZ			23
09	Vasco, Carlos		20/05/81	70	186	310	296	Academica	MOZ			8
10	Gove, Silvio Ricardo		05/10/81	75	183	305	288	Academica	MOZ			18
11	Matabel, José		08/12/87	83	1.9	305	296	Academica	MOZ			9
12	Chongo, Ernesto		02/02/83	70	182	308	293	Academica	MOZ			18

3 ASSISTANT-COACH: Mahomed Afzal Vata  
4 DOCTOR: Armando Chitve  
5 THERAPIST/TRAINER: \_\_\_\_\_  
6 ACCREDITED JOURNALIST: \_\_\_\_\_  
7 \_\_\_\_\_  
8 \_\_\_\_\_

1 Lucas Chiguma  
2 Khalid Cassam

1 CHOICE OF UNIFORM / Choix des: 1 RED, 2 YELLOW, 3 \_\_\_\_\_

CAVB Official form O - 2 bis / March 2007

**Mozambique men team**



CAVE African Volleyball Confederation 10TH ALL AFRICA GAMES MAPUTO 2011		TEAM: NIGERIA MALE TEAM EQUIPE: NIGERIA MALE TEAM CODE: N.G.R. Men		FEDERATION INTERNATIONALE DE VOLLEYBALL FIVB								
		0-2 bis		FINAL TEAM REGISTRATION Inscription définitive des équipes								
SHIRT - Maillot #	COMPETITORS FAMILY NAME AND FIRST NAME	SHIRT NAME	PERSONAL DATA			HIGHEST REACH		CLUB TEAM	Country	MATCHES PLAYED FOR NATIONAL TEAM		
			BIRTH DATE (D/M/Y)	WEIGHT (Kg)	HEIGHT (M/CM)	SPIKE	2 HANDS BLOCK			WORLD CHAMP.	OLYMPIC GAMES	OTHERS
L	1 SALAMI IOHARAM		26-4-88	65	1.75	3.07	2.76	CIVIL DEFENCE	NGR			10 AAG
	3 ENI CHIKE		06-06-80	90	1.93	3.24	3.05	AL TIHAD CLUB LIBYA	LIB			10 AAG
	4 ANWSONKI HARRISON		14-08-90	80	1.95	3.30	3.12	NIG. IMMIGRATION SER	NGR			
	5 EBUAGA HASSAN		14-05-85	96	1.98	3.34	3.19	EDU VIBALL CLUB	NGR			4 AAG
	6 ETEH MATHEW		06-08-88	100	1.98	3.32	3.06	AL BUSAHEE SAHMAN/BAH				
	7 JATTO EMMANUEL		07-11-80	100	2.00	3.21	3.00	ARMY CLUB EGYPT	EGY			10 AAG
	8 YOHANA ISWELINI		19-09-88	85	1.91	3.16	2.92	NIG IMMIGRATION CLUB	NGR			6 AAG
	9 YUNANA SUNDAY		27-12-79	90	1.83	3.04	2.76	NIG PRISONS	NGR			16 AAG
	10 OLOH OGBONNAYA		20-05-85	86	1.89	3.20	2.75	AL HEYAD CLUB LIBYA/LIB				4 AAG
	11 AKINBO SUNDAY		13-10-91	79	1.87	3.39	3.05	SUNSHINE BROTHERS	NGR			
	13 SULE COURAGE		03-09-86	82	1.89	3.20	2.95	AL SWEHY LIBYA	LIB			4 AAG
	14 ADAMU JONAH		28-12-79	92	1.90	3.20	3.01	AL TASANI LIBYA	LIB			16 AAG

TEAM MANAGER / Manager de l'équipe 1 ABOU... Signature		3 ASSISTANT-COACH Entraîneur-assistant I.M.O.D.U. FRANCIS	CHOOSE OF UNIFORMS / Choix des tenues 1 GREEN 2 Yellow 3	
HEAD COACH / Entraîneur en chef 2 N.U.H.U. TAP H.E.T. Signature		4 DOCTOR Médecin IDNo.		
		5 THERAPIST/TRAINER Préparateur physique O.G.H.U.M.A. TONY		
		6 ACCREDITED JOURNALIST Journaliste accrédité		
		7 second Physio		
		8		

Nigeria men team



African Volleyball Confederation Competition Name 10th AAG - MAPUTO		TEAM: SOUTH AFRICA EQUIPE: SOUTH AFRICA CODE: RSA		FEDERATION INTERNATIONALE DE VOLLEYBALL FIVB								
		0-2 bis		FINAL TEAM REGISTRATION Inscription définitive des équipes								
SHIRT - Maillot #	COMPETITORS FAMILY NAME AND FIRST NAME	SHIRT NAME	PERSONAL DATA			HIGHEST REACH		CLUB TEAM	Country	MATCHES PLAYED FOR NATIONAL TEAM		
			BIRTH DATE (D/M/Y)	WEIGHT (Kg)	HEIGHT (m/cm)	SPIKE	2 HANDS BLOCK			WORLD CHAMP.	OLYMPIC GAMES	OTHERS
L	1 NAIDOO JAMAINE	JAMAINE	29/09/1986	76	190	325	322	DUT	RSA	0	0	8
	2 MAHARAJH YASHVEER	YASHVEER	12/08/1986	80	190	301	328	SUPER KIDS	RSA	0	0	8
	3 ELLEBECK WARWICK	WARWICK	29/06/1989	81	189	311	307	QUANTUM	RSA	0	0	6
	4 STEMMET CLINTON	CLINTON	29/06/1988	78	188	310	307	UWC	RSA	0	0	9
	5 VALENTINE RICARDO	RICARDO	12/12/1982	78	190	309	302	AMATHUBA	RSA	0	0	10
	6 MASINGA ANDILE	ANDILE	28/05/1975	93	192	327	323	DELFOSS	RSA	0	0	13
	7 GOVENDER SUGENDREN	GOVENDER	28/11/1979	103	200	344	340	DUT	RSA	0	0	10
L	8 GOVENDER SHAIEN	SHAIEN	09/08/1982	67	176	289	280	SUPER KIDS	RSA	0	0	9
	9 GOVENDER KIRSHEN	KIRSHEN	26/07/1980	96	197	329	325	SUPER KIDS	RSA	0	0	14
C	10 RORICH GERSHON	GERSHON	23/10/1973	98	198	330	328	UJ	RSA	0	0	19
	11 LAYTERS DEAN	DEAN	13/02/1993	79	186	302	329	UWC	RSA	0	0	3
	12 NTSHUNTSHE VELISA	VELISA	29/10/1992	84	198	320	325	UWC	RSA	0	0	2



TEAM MANAGER / Manager de l'équipe 1 MBIZO NDLOVU Signature		3 ASSISTANT-COACH Entraîneur-assistant MABEKA BEDI THIERRY	CHOOSE OF UNIFORMS / Choix des tenues 1 GOLD 2 GREEN 3 WHITE	
HEAD COACH / Entraîneur en chef 2 LOET GROENEWALD Signature		4 DOCTOR Médecin IDNo.		
		5 THERAPIST/TRAINER Préparateur physique JOHN ROBYN		
		6 ACCREDITED JOURNALIST Journaliste accrédité		
		7 second Physio CHANTAL EDWARDS		
		8		

South Africa men team



 <b>African Volleyball Confederation</b> Competition Name: ALL AFRICA GAMES MAPUTO 28.08.011 TO 10.09.011		TEAM: RWANDA Equipe: _____ CODE: RWA	FEDERATION INTERNATIONALE DE VOLLEYBALL 									
		O-2 bis	FINAL TEAM REGISTRATION Inscription définitive des équipes									
SHIRT - Maillot N	COMPETITORS FAMILY NAME AND FIRST NAME	PERSONAL DATA			HIGHEST REACH			CLUB TEAM	Country	MATCHES PLAYED FOR NATIONAL TEAM		
		SHIRT NAME	BIRTH DATE (D/M/Y)	WEIGHT (Kg)	HEIGHT (m/cm)	SPIKE	2 HANDS BLOCK			WORLD CHAMP.	OLYMPIC GAMES	OTHERS
L	1 MUTABAZI J.B BOSCO	BOSIS	07.07.1986	72	185	300	280	U N R	RWA			18
	2 KARERA EMILE	DADA	03.08.1989	65	179	320	306	LYCEE DENYANZA	RWA			42
	3 NSABIMANA ERIC	MACHINE	11.08.1983	86	187	325	305	U N R	RWA			45
C	4 MUKUNZI CHRISTOPHE	MUKUNZI	08.02.1991	81	192	340	315	K V C	RWA			28
	5 SIBOMANA PLACIDE	MADISON	11.06.1992	105	204	350	350	LYCEE DENYANZA	RWA			19
	6 DUSABIMANA VINCENT	GASONGO	02.12.1991	83	203	335	318	U N R	RWA			20
	7 KWIZERA PIERRE MARCHAL	MASH	21.08.1987	75	192	338	320	LYCEE DENYANZA	RWA			30
	8 KAGIMBURA HERVE	HERVE	14.08.1986	73	180	315	300	U N R	RWA			30
	9 YAKAN GUMA	PAPA	11.11.1987	92	196	346	314	APR	RWA			45
	10 BIGIRIMANA ATHANASE	ATHANASE	26.12.1992	85	192	315	300	INATEK	RWA			20
	11 MUTABAZI BONNY	BONY	25.03.1993	68	175	305	300	U N R	RWA			20
	12 MUTUYIMANA AIMABLE	AIMABLE	01.07.1993	80	186	335	315	K V C	RWA			19
TEAM MANAGER / Manager de l'équipe 1 NKURUNZIZA GUSTAVE Signature: _____ HEAD COACH / Entraîneur en chef 2 PAUL BITOK Signature: _____		3 ASSISTANT-COACH Entraîneur-assistant NYILIMANA FIDELE	4 DOCTOR Médecin IDNo. _____	5 THERAPIST/TRAINER Préparateur physique HABANABAKIZE EPAPHRODITE	6 ACCREDITED JOURNALIST Journaliste accrédité	7 _____ 8 _____	1 Yellow 2 Blue 3 _____					

Rwanda men team

 <b>African Volleyball Confederation</b> Competition Name: _____ MAPUTO 28.08.011 TO 10.09.011		TEAM: SEYCHELLES Equipe: _____ CODE: SDEN	FEDERATION INTERNATIONALE DE VOLLEYBALL 									
		O-2 bis	FINAL TEAM REGISTRATION Inscription définitive des équipes									
SHIRT - Maillot N	COMPETITORS FAMILY NAME AND FIRST NAME	PERSONAL DATA			HIGHEST REACH			CLUB TEAM	Country	MATCHES PLAYED FOR NATIONAL TEAM		
		SHIRT NAME	BIRTH DATE (D/M/Y)	WEIGHT (Kg)	HEIGHT (m/cm)	SPIKE	2 HANDS BLOCK			WORLD CHAMP.	OLYMPIC GAMES	OTHERS
	1 BERNARD BISOUX		20-06-67	85kg	1.97m	3.40		BEAU VALLON (SEY)				
	2 BENJAMIN BISOUX		24-03-75	91kg	1.98m	3.60		BEAU VALLON (SEY)				
	3 JUDE LEPATHY		22-12-89	65kg	1.75cm	3.20		BEAU VALLON (SEY)				
	4 KENNETH SINON		31-12-82	86kg	1.97cm	3.40		PREMIUM SPIKERS				
	5 RICKY VEL		28-06-83	88kg	1.90cm	3.45		BRIVE (Fra)				
	7 PERCY RIARE		27-03-87	94kg	1.94cm	3.40		P/SPIKERS (SEY)				
	8 JOAN MANGROO		9-09-77	70kg	1.72cm	3.10		P/SPIKERS (SEY)				
	9 BERTIN SOPHOLA		8-08-20	72kg	1.71cm	3.10		B/VALLON (SEY)				
	10 PAUL ROSE		4-03-25	75kg	1.80cm	3.20		P/SPIKERS (SEY)				
	11 GUILLY BISOUX		13-10-72	87kg	1.90cm	3.40		B/SPIKERS (SEY)				
	12 RODNEY AL-KONG		10-02-87	82kg	2.02m	3.15		NICE (Fra)				
	13 DAN FURNEAU		12-02-87	80kg	1.98cm	3.60		NICE (Fra)				
TEAM MANAGER / Manager de l'équipe 1 RONALD WONG Signature: _____ HEAD COACH / Entraîneur en chef 2 JAMES CAMILLE Signature: _____		3 ASSISTANT-COACH Entraîneur-assistant NICOL LESPERANCE	4 DOCTOR Médecin IDNo. _____	5 THERAPIST/TRAINER Préparateur physique	6 ACCREDITED JOURNALIST Journaliste accrédité	7 _____ 8 _____	1 Red 2 yellow 3 _____					

Seychelles men team



**African Volleyball Confederation** TEAM: ALGERIA EQUIPE: ALGERIA  
**FEDERATION INTERNATIONALE DE VOLLEYBALL** FIVB  
 JEUX AFRICAINS - 2011 CODE: ALG *Women*  
 Maputo - MOZAMBIQUE  
 Du 01 Au 19 Septembre 2011  
**O-2 bis** FINAL TEAM REGISTRATION  
 Inscription définitive des équipes

SHIRT - Maillot	COMPETITORS FAMILY NAME AND FIRST NAME		PERSONAL DATA			HIGHEST REACH			CLUB TEAM	Country	MATCHES PLAYED FOR NATIONAL TEAM		
	SHIRT NAME	BIRTH DATE (D/M/Y)	WEIGHT (Kg)	HEIGHT (m/cm)	SPIKE	2 HANDS BLOCK	WORLD CHAMP.	OLYMPIC GAMES			OTHERS		
1	HENNAOUI SEHRYNE MAYADA	HENNAOUI	10-01-1988	69	172	285	273	HAINAUT VB	FRA	X	5	27	
2	LOUDNI YASMINE	LOUDNI	02-08-1985	61	176	280	275	GS PETROLIERS	ALG	X	X	23	
3	HAMMOUCHE SALIMA	HAMMOUCHE	17-01-1984	59	165	260	255	GS PETROLIERS	ALG	5	X	48	
4	DJOUAD FATMA ZOHRA	DJOUAD	12-07-1988	60	180	295	285	NC BEJAIA	ALG	5	X	36	
5	HENNAOUI MELINDA RAISSA	HENNAOUI	18-03-1990	68	175	295	284	STELLA CALAIS VB	FRA	X	5	21	
8	BENSALEM ZOHRA	BENSALEM	05-04-1990	68	178	310	300	GS PETROLIERS	ALG	5	X	48	
10	OUKAZI FATIMA ZAHRA	OUKAZI	18-01-1984	67	175	294	283	GS PETROLIERS	ALG	11	5	78	
11	ABDERRAHIM MOUNI	ABDERRAHIM	19-11-1985	60	173	305	293	ASW BEJAIA	ALG	11	5	78	
12	BOUKHIMA SAFIA	BOUKHIMA	10-01-1991	64	176	294	287	ASW BEJAIA	ALG	5	5	48	
14	TSABET FAIZA	TSABET	22-03-1985	79	183	309	295	NEDJMET CHLEF	ALG	11	5	78	
17	OULMOU LYDIA	OULMOU	02-02-1986	70	186	317	305	ISTRES VB	FRA	11	5	70	
18	AISSOU TASSADIT	AISSOU	19-06-1989	70	183	295	285	NEDJMET CHLEF	ALG	5	5	32	

3 ASSISTANT-COACH Entraîneur-assistant: TRABELSI KAMEL  
 4 DOCTOR Médecin: IDNo. \_\_\_\_\_  
 5 THERAPIST/TRAINER Préparateur physique: HARBOUCHE FATIMA ZOHRA  
 6 ACCREDITED JOURNALIST Journaliste accrédité: \_\_\_\_\_  
 7 \_\_\_\_\_  
 8 \_\_\_\_\_

TEAM MANAGER / Manager de l'équipe: 1 BABA AMEUR MOSTAFA KAMEL  
 Signature: \_\_\_\_\_  
 HEAD COACH / Entraîneur en chef: 2 BOUKACEM AHMED  
 Signature: \_\_\_\_\_

1 GREEN  
 2 RED  
 3 \_\_\_\_\_

OFFICIALS 7 AND 8 ONLY ACCREDITED IF NECESSARY PAYMENTS TO THE ORGANISER HAVE BEEN MADE  
 Officiels 7 et 8 seulement accrédités si le paiement à l'organisateur a été effectué

CAVB Official form O - 2 bis / March 2007

**Algeria women team**

**African Volleyball Confederation** TEAM: BOTSWANA EQUIPE: BOTSWANA  
**FEDERATION INTERNATIONALE DE VOLLEYBALL** FIVB  
 Competition Name: ALL AFRICA GAMES CODE: BOT *Women*  
**O-2 bis** FINAL TEAM REGISTRATION  
 Inscription définitive des équipes

SHIRT - Maillot	COMPETITORS FAMILY NAME AND FIRST NAME		PERSONAL DATA			HIGHEST REACH			CLUB TEAM	Country	MATCHES PLAYED FOR NATIONAL TEAM		
	SHIRT NAME	BIRTH DATE (D/M/Y)	WEIGHT (Kg)	HEIGHT (m/cm)	SPIKE	2 HANDS BLOCK	WORLD CHAMP.	OLYMPIC GAMES			OTHERS		
1	RAKGABO GAME		26/11/1992	61.8	180	281	274	MAFOLOFOLO	BOT	0	0	0	
2	BAYI LEKEDZANI	C	8/5/1982	81	168	266	268	KUTLWANO	BOT	0	0	17	
3	MOLEFHA KARABO		8/2/1989	74.5	177	279	272	KUTLWANO	BOT	0	0	11	
4	GOLEKANYE DAISY		6/8/1984	73	180	282	272	KUTLWANO	BOT	0	0	8	
5	GASEKGONWE GAOLESELETSE		30/07/1986	59.5	173	280	272	MAFOLOFOLO	BOT	0	0	11	
6	MAHUPELA KELEBOGILE		8/6/1983	55.5	163	261	262	MAFOLOFOLO	BOT	0	0	24	
7	MASHAOLE GABARESEPE		6/1/1985	65.5	171	276	262	KALANGO	BOT	0	0	10	
8	HOSEA MASEGO	L	22/01/1985	64	170	276	261	KUTLWANO	BOT	0	0	28	
9	RETSHABILE TSHOLOFELO		27/06/1985	61	180	285	279	MAFOLOFOLO	BOT	0	0	30	
10	ALFRED MONICA		16/06/1984	60.5	181	283	278	KALANGO	BOT	0	0	10	
11	SEJEWI TEBOGO		22/10/1986	73.5	179	279	270	KUTLWANO	BOT	0	0	24	
12	CHABA TRACY		12/8/1992	65.4	184	285	277	KUTLWANO	BOT	0	0	10	

3 ASSISTANT-COACH Entraîneur-assistant: SAMUEL ISAAC  
 4 DOCTOR Médecin: IDNo. \_\_\_\_\_  
 5 THERAPIST/TRAINER Préparateur physique: \_\_\_\_\_  
 6 ACCREDITED JOURNALIST Journaliste accrédité: \_\_\_\_\_  
 7 \_\_\_\_\_  
 8 \_\_\_\_\_

TEAM MANAGER / Manager de l'équipe: 1 MBANGWA BATSHO RUTH  
 Signature: \_\_\_\_\_  
 HEAD COACH / Entraîneur en chef: 2 MARRERO SANCHEZ ADA BARBARA  
 Signature: \_\_\_\_\_

1 WHITE  
 2 BLUE  
 3 \_\_\_\_\_

OFFICIALS 7 AND 8 ONLY ACCREDITED IF NECESSARY PAYMENTS TO THE ORGANISER HAVE BEEN MADE  
 Officiels 7 et 8 seulement accrédités si le paiement à l'organisateur a été effectué

CAVB Official form O - 2 bis / March 2007

**Botswana women team**



African Volleyball Confederation  
 CAVB  
 Competition Name: Coupe D'Afrique des Nations  
 TEAM: CAMEROUN  
 Equipe: CAMEROUN  
 CODE: CMR Women  
 FEDERATION INTERNATIONALE DE VOLLEYBALL  
 FIVB  
 O-2 bis  
 FINAL TEAM REGISTRATION  
 Inscription définitive des équipes

SHIRT - Maillot N°	COMPETITORS FAMILY NAME AND FIRST NAME	PERSONAL DATA			HIGHEST REACH			CLUB TEAM	Country	MATCHES PLAYED FOR NATIONAL TEAM		
		SHIRT NAME	BIRTH DATE (D/M/Y)	WEIGHT (Kg)	HEIGHT (m/cm)	SPIKE	2 HANDS BLOCK			WORLD CHAMP.	OLYMPIC GAMES	OTHERS
1	NGO NKOT REBECCA ROSE	NKOT	08-10-1984	80	180	306	288	EFOULAN VB	CMR	1		
2	TCHOUDJANG NANA	NANA	07-07-1989	60	178	295	284	VBC CHAMALIERE	CMR			
3	TATCHOU NYOYO ROLINE	TATCHOU	07-08-1985	85	179	298	285	INJS	CMR			
4	NGO YOMKIL BOUM HERMINE GUESDO	BOUM	12-06-1988	67	185	308	290	VBC CHAMALIERE	CMR			
5	EBA'A MBALLA ESTHER CANELLE	K-NEL	03-11-1984	69	176	290	275	INJS	CMR	1		
6	LAMINSI YUDDOM TATIANA	YUDDOM	01-08-1987	64	165	270	260	EFOULAN VB	CMR			
7	MBENGA EYANGO ROSE HELENE	EYANGO	21/03/1986	60	160	280	275	TULLES	CMR			
8	BARAN A BISSENE RAISSA TATIANA	BARAN	15-06-1989	63	175	280	275	BAFIA VB EVOLUTI	CMR			
9	BILON EDIMA PAULINE JACKY	BILON	14-02-1981	18-Mar	175	282	271	INJS	CMR	1		
10	NGON NTAME VICTOIRE PAUKINE L'OR	NGON	31-12-1981	70	178	288	280	INJS	CMR			
11	AHONE NGOME ANTONIA	ANTON	09-02-1983	70	178	288	280	INJS	CMR			
12	MENDOUGA SYLVIE MICHELE	MENDOUGA	20-04-1984	66	166	270	260	EFOULAN VB	CMR			

3 ASSISTANT-COACH Entraineur-assistant: MARIE ANDREE AFANE  
 4 DOCTOR Médecin: MATIP ELIAS IDNo. 9723  
 5 THERAPIST/TRAINER Préparateur physique: \_\_\_\_\_  
 6 ACCREDITED JOURNALIST Journaliste accrédité: \_\_\_\_\_  
 7 Y: \_\_\_\_\_  
 8: \_\_\_\_\_

TEAM MANAGER / Manager de l'équipe: YETNA BATOUM  
 HEAD COACH / Entraîneur en chef: NANE EONE

1 VERT/NOIR  
 2 JAUNE/ROUGE  
 3 BLANC/NOIR

THIS FORM MUST BE PRESENTED BY THE TEAM TO THE CAVB DELEGATE DURING THE PRELIMINARY INQUIRY.  
 Ce formulaire doit être présenté au délégué de la CAVB au moment de l'enquête préliminaire.

Cameroon women team

African Volleyball Confederation  
 CAVB  
 Competition Name: ALL AFRICA GAMES MAPUTO  
 TEAM: KENYA  
 Equipe: KENYA  
 CODE: KEN Women  
 FEDERATION INTERNATIONALE DE VOLLEYBALL  
 FIVB  
 O-2 bis  
 FINAL TEAM REGISTRATION  
 Inscription définitive des équipes

SHIRT - Maillot N°	COMPETITORS FAMILY NAME AND FIRST NAME	PERSONAL DATA			HIGHEST REACH			CLUB TEAM	Country	MATCHES PLAYED FOR NATIONAL TEAM		
		SHIRT NAME	BIRTH DATE (D/M/Y)	WEIGHT (Kg)	HEIGHT (m/cm)	SPIKE	2 HANDS BLOCK			WORLD CHAMP.	OLYMPIC GAMES	OTHERS
1	WAIRIMU JANE WACU	WACU	24-3-86	59	174	300	267	PRISONS	KEN	17	0	25
2	MAKUTO EVERLYNE NASHICH	MAKUTO E	25-8-90	69	181	305	275	PRISONS	KEN	7	0	12
3	MWOMBE ESTHER VUNYWA	MWOMBE	12-5-87	67	173	290	275	PRISONS	KEN	2	0	28
4	KHISA DIANA NAMUKURU	DIANA	26-5-87	73	180	286	255	PRISONS	KEN	15	0	30
5	WANJA JANET JACKLINE	JANET	24-2-87	57	175	282	249	KEN-PIPELINE	KEN	15	5	45
6	ODUKAHO MILDRED ANONJI	ODUKAHO	17-1-80	65	167	278	251	KEN-PIPELINE	KEN	10	0	38
7	ODHAMBO ROSELYNE ACHENG	ROSELYNE	3-11-81	76	179	291	260	KEN-PIPELINE	KEN	0	0	25
8	CHEGE LUCY NJERI	CHEGE	15-11-76	63	173	292	280	KEN-PIPELINE	KEN	16	0	55
9	MAIYO LYDIA JEPOTIB	MAIYO	3-11-98	74	185	301	288	PRISONS	KEN	17	0	42
10	SUKUKU MERCY MJOIM	MJOIM	4-1-87	72	183	290	269	PRISONS	KEN	12	0	40
11	KHADAMBI BRACIDES AGARA	KHADAMBI	14-5-84	73	181	305	298	PRISONS	KEN	21	0	60
12	ROTICH EDINAH JEMUTAI	ROTICH	27-3-81	69	179	290	275	ULINZI KENYA	KEN	10	0	42

3 ASSISTANT-COACH Entraineur-assistant: MOSES WANG'OMBE  
 4 DOCTOR Médecin: \_\_\_\_\_ IDNo. \_\_\_\_\_  
 5 THERAPIST/TRAINER Préparateur physique: KAMALWA LUKORITO  
 6 ACCREDITED JOURNALIST Journaliste accrédité: \_\_\_\_\_  
 7 HEAD OF DELEGATION: KIOHI WAITHAKA  
 8: \_\_\_\_\_

TEAM MANAGER / Manager de l'équipe: MBOTELA EMI LY  
 HEAD COACH / Entraîneur en chef: LUNGAHO DAVI B

1 WHITE  
 2 RED  
 3 GREEN

THIS FORM MUST BE PRESENTED BY THE TEAM TO THE CAVB DELEGATE DURING THE PRELIMINARY INQUIRY.  
 Ce formulaire doit être présenté au délégué de la CAVB au moment de l'enquête préliminaire.

OFFICIALS 7 AND 8 ONLY ACCREDITED IF NECESSARY PAYMENTS TO THE ORGANISER HAVE BEEN MADE  
 Officiels 7 et 8 seulement accrédités si le paiement à l'organisateur a été effectué

CAVB Official Form O - 2 bis / March 2007

Kenya women team



**African Volleyball Confederation** TEAM: M.O.Z.A.M.B.I.Q.U.E. FEDERATION INTERNATIONALE DE VOLLEYBALL **FIVB**

Equipel: CODE: M.O.Z WOMEN **0-2 bis** FINAL TEAM REGISTRATION  
Inscription définitive des équipes

*No libérés*

SHIRT NUMBER	COMPETITORS FAMILY NAME AND FIRST NAME	SHIRT NAME	PERSONAL DATA			HIGHEST REACH		CLUB TEAM	Country	MATCHES PLAYED FOR NATIONAL TEAM		
			BIRTH DATE (D/M/Y)	WEIGHT (Kg)	HEIGHT (M/CM)	SPIKE	2 HANDS BLOCK			WORLD CHAMP.	OLYMPIC GAMES	OTHERS
1	Macamo, Nilza P. Nataniel		05.02.83	62	1.68	2.65	2.53	Académica	Moz	-	-	12
2	Magaia, Marília Loice Wiliam		18.05.85	60	1.74	2.75	2.65	Académica	Moz	-	-	30
3	Zeco, Lina José		10.02.87	58	1.63	2.52	2.45	Fire Ladies	Moz	-	-	03
4	Bunga, Nália V. Armando		21.09.87	63	1.73	2.62	2.55	Fire Ladies	Moz	-	-	06
5	Ibraiomo, Assiate Reana		09.06.88	66	1.66	2.65	2.50	Académica	Moz	-	-	09
6	Chiguma, Júlia H. Muchangos		16.10.91	65	1.67	2.67	2.55	Manica	Moz	-	-	-
7	Malate, Juliete Isabel Paulino		04.10.76	78	1.70	2.55	2.45	Graal	Moz	-	-	46
8	Canhandula, Hortência J. Salha		05.12.78	60	1.70	2.72	2.63	Graal	Moz	-	-	40
9	Cossa, Maria Sebastião		06.10.89	60	1.67	2.60	2.53	Graal	Moz	-	-	03
10	Beltrad, Catarina Borges		05.12.88	63	1.68	2.56	2.52	Fire Ladies	Moz	-	-	03
11	Lipangue, Mariza A. Teixeira ?		30/9/85	53	1.70	2.62	2.55	UP-Nampula	Moz	-	-	-
12	Francisco, Fátima		01.04.82	82	1.74	2.50	2.40	Fire Ladies	Moz	-	-	06

3 ASSISTANT-COACH: I.T.A.I. CARDOSO

4 DOCTOR: \_\_\_\_\_ IDNo. \_\_\_\_\_

5 THERAPIST/TRAINER: A.R.M.A.N.D.O. CHIVITE

6 ACCREDITED JOURNALIST: \_\_\_\_\_

7 \_\_\_\_\_

8 \_\_\_\_\_

TEAM MANAGER / Manager de l'équipe: L.U.C.A.S. CHIGUMA Signature: *Chiguma*

HEAD COACH / Entraîneur en chef: A.N.G.E.L.O. LOURENÇO Signature: *Angelo Lourenço*

CHOICE OF UNIFORM / Choix des tenues: 1 Red, 2 Yellow, 3 \_\_\_\_\_

OFFICIALS 7 AND ONLY ACCREDITED AFTER RECEIVING PAYMENTS TO THE ORGANIZER HAVE BEEN MADE

**Mozambique women team**

**African Volleyball Confederation** TEAM: NIGERIA FEMALE FEDERATION INTERNATIONALE DE VOLLEYBALL **FIVB**

Equipel: CODE: N.G.R Women **0-2 bis** FINAL TEAM REGISTRATION  
Inscription définitive des équipes

10TH ALL AFRICA GAMES IN MAPUTO

SHIRT NUMBER	COMPETITORS FAMILY NAME AND FIRST NAME	SHIRT NAME	PERSONAL DATA			HIGHEST REACH		CLUB TEAM	Country	MATCHES PLAYED FOR NATIONAL TEAM		
			BIRTH DATE (D/M/Y)	WEIGHT (Kg)	HEIGHT (M/CM)	SPIKE	2 HANDS BLOCK			WORLD CHAMP.	OLYMPIC GAMES	OTHERS
2	PROMICE MERCY		04/08/74	67	1.82M	2.90	2.90	PLATEAU ROCKS	NGR	-	-	-
3	JAMET LADI		24/2/81	72	1.82M	2.93	2.72	G-SP ALGIERS	ALG	-	-	15AAG
4	EGBO NGOZI		25/10/90	79	1.77	2.80	2.58	ABIA ANGELS	NGR	-	-	3AAG
6	EGBUM DOROTHY		11/10/80	76	1.73	2.77	2.58	G-SP ALGIERS	ALG	-	-	9AAG
7	AMADINWU COMFORT		10/06/88	70	1.74	2.87	2.69	PLATEAU ROCKS	NGR	-	-	3AAG
8	INDBI KELECHI		08/06/90	71	1.80	2.98	2.82	RIVERS SPIKERS	NGR	-	-	-
9	EDEKE ADESUA		02/04/90	64	1.73	2.81	2.66	EDO SPIKERS	NGR	-	-	-
10	OKONMAH THERESA		15/07/88	80	1.90	3.06	2.98	DELTA FORCE	NGR	-	-	-
12	YAKUBU LYDIA		23/03/76	85	1.68	2.64	2.56	PLATEAU ROCKS	NGR	-	-	9AAG
13	HARRISON CHIDNMA		15/12/93	78	1.65	2.54	-	BAYELSA SPIKERS	NGR	-	-	-
14	OLUDHA CHINYERE		17/03/78	98	1.80M	2.91	2.71	IMO HANKS	NGR	-	-	21AAG
18	ABEL C. HOPE		18/12/80	56	1.59	2.53	2.46	NIGERIA IMMIGRATION	NGR	-	-	-

3 ASSISTANT-COACH: O.D.U.M.O. AUGUSTINE

4 DOCTOR: \_\_\_\_\_ IDNo. \_\_\_\_\_

5 THERAPIST/TRAINER: N.U.H.U. J.A.P.H.E.T.

6 ACCREDITED JOURNALIST: \_\_\_\_\_

7 \_\_\_\_\_

8 \_\_\_\_\_

TEAM MANAGER / Manager de l'équipe: AB.O.B.I. PATRICK Signature: *Patrick*

HEAD COACH / Entraîneur en chef: D.G.H.U.M.A. ANTHONY Signature: *Anthony*

CHOICE OF UNIFORM / Choix des tenues: 1 GREEN, 2 Red, 3 \_\_\_\_\_

OFFICIALS 7 AND ONLY ACCREDITED AFTER RECEIVING PAYMENTS TO THE ORGANIZER HAVE BEEN MADE

**Nigeria women team**



**African Volleyball Confederation** TEAM: SENEGAL FEDERATION INTERNATIONALE DE VOLLEYBALL **FIVB**

Competition Name: JEUX AFRICAINS CODE: SEN WOMEN

MAPUTO DAMES DU 03 AU 18 SEPTEMBRE 2011 **O-2 bis** FINAL TEAM REGISTRATION

SHIRT - Maillot N°	COMPETITORS		PERSONAL DATA			HIGHEST REACH		CLUB TEAM	Country	MATCHES PLAYED FOR NATIONAL TEAM			
	FAMILY NAME AND FIRST NAME	SHIRT NAME	BIRTH DATE (D/M/Y)	WEIGHT (Kg)	HEIGHT (m/cm)	SPIKE	2 HANDS BLOCK			WORLD CHAMP.	OLYMPIC GAMES	OTHERS	
1	DIUCK	FATOU NIANE		19/06/1985	60	180	308	288	NANCY	FR			
8	BOYE	FATOU KHADY		10/02/1988	80	192	310	292	KHASSIMESSKOUD	ALG			
5	NDIAYE	MAME COGNA		01/08/1985	75	177	290	280	BEJAIA	ALG			
10	DIALLO	ADAMA		10/01/1987	74	178	290	282	BEJAIA	ALG			
6	MBOW	MAGUETTE		11/04/1991	72	183	306	288	HAINAUT	FR			
3	SOW	BINETOU		19/11/1988	73	184	300	285	OHALIA	ALG			
2	GUEYE	AMINATA		29/11/1987	62	175	286	278	AZALGA	ALG			
4	DIAGNE	LAT SALL		03/08/1987	51	184	304	286	DUC	SEN			
7	GUEYE	SOKHNA		13/12/1989	64	193	305	290	SOCOCIM	SEN			
9	DIOLF	MAME FATOU		02/02/1990	80	185	300	285	AZALDA	ALG			
12	DIAGNE	MARIEME		23/10/1989	80	192	307	290	EVREUX	FR			
1	DACOSTA	FATOUMATA		19/05/1995	55	175	284	275	SALTIGUE	SEN			

3 ASSISTANT-COACH: EL HADJI BOUSSO NDIAYE

4 DOCTOR: \_\_\_\_\_ IDNo. \_\_\_\_\_

5 THERAPIST/TRAINER: \_\_\_\_\_

6 ACCREDITED JOURNALIST: \_\_\_\_\_

7 \_\_\_\_\_

8 \_\_\_\_\_

1 ADJARATOU AWA CHEIKH DIAO Signature \_\_\_\_\_

2 AMADOU SENE Signature \_\_\_\_\_

1 Red  
2 GREEN  
3

CAVB Official form O - 2 bis / March 2007

Senegal women team

**African Volleyball Confederation** TEAM: SEYCHELLES FEDERATION INTERNATIONALE DE VOLLEYBALL **FIVB**

Competition Name: 10th ALL AFRICA GAMES CODE: SEY WOMEN

**O-2 bis** FINAL TEAM REGISTRATION

SHIRT - Maillot N°	COMPETITORS		PERSONAL DATA			HIGHEST REACH		CLUB TEAM	Country	MATCHES PLAYED FOR NATIONAL TEAM			
	FAMILY NAME AND FIRST NAME	SHIRT NAME	BIRTH DATE (D/M/Y)	WEIGHT (Kg)	HEIGHT (m/cm)	SPIKE	2 HANDS BLOCK			WORLD CHAMP.	OLYMPIC GAMES	OTHERS	
1	JOSEPH	SANDRA		17.03.88		1.67			CASCADE	SEY			
2	EUGENIE	SAMANTHA		06.04.79		1.72			CASCADE	SEY			
3	BIONG	MAYA		14.06.88		1.75			CASCADE	SEY			
4	CRISAN	MELINA		16.03.93		1.56			JUNIOR	SEY			
5	MATOMBE	KELLY		05.05.85		1.73			FRIENDS	SEY			
6	SONGOIRE	TERILLE		10.04.88		1.72			CASCADE	SEY			
8	AGNES	NATHALIE		13.01.85		1.65			NEWVILLE SPORTS	FRA			
10	BONNE	MARIELE		08.08.91		1.76			AMEN SPORTS	FRA			
12	AGATHINE	TINA		19.08.82		1.83			ARBE ROYALE	SEY			
14	RICHARD	OLTRA		20.01.95		1.87			JUNIOR	SEY			
15	RICHARD	VIRGINIE		26.03.87		1.67			CASCADE	SEY			
16	LESPERANE	FLORA		27.06.93		1.70			JUNIOR	SEY			

3 ASSISTANT-COACH: LAFORTUNE ANTOINE

4 DOCTOR: \_\_\_\_\_ IDNo. \_\_\_\_\_

5 THERAPIST/TRAINER: DERRICK SAUZER

6 ACCREDITED JOURNALIST: \_\_\_\_\_

7 \_\_\_\_\_

8 \_\_\_\_\_

1 LAFORTUNE ANTOINE Signature \_\_\_\_\_

2 ONEZIME JULIEN Signature \_\_\_\_\_

1 Red  
2 Yellow  
3

CAVB Official form O - 2 bis / March 2007

Seychelles women team

